



National Marine Manufacturers Association

nmma.org

ECONOMIC SIGNIFICANCE OF RECREATIONAL BOATING IN ARKANSAS

CONGRESSIONAL DISTRICT 3

Number of Recreational Boats*	39,644
Recreational Boating Industry Businesses	78
Total Jobs	3,160
Annual Recreational Boating-Related Spending	\$171.1 MILLION






TOTAL ANNUAL ECONOMIC IMPACT OF RECREATIONAL BOATING:

\$402.7 MILLION

RECREATIONAL BOATS IN AR-3

TOTAL BOATS* **▶ 39,644**

REGISTERED BOATS	39,644
Power boats	35,012
PWCs	3,574
Sailboats	479
Other Boats	579
HOUSEHOLDS PER BOAT	7.1

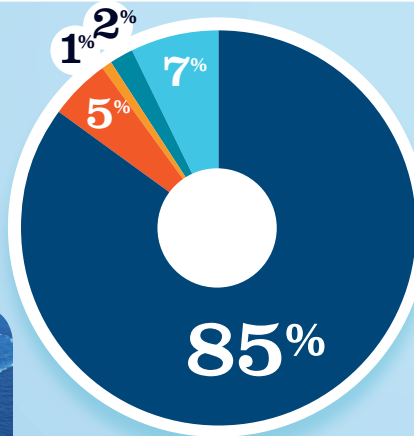


* Total boats are registered boats as reported by states to the USCG.

RECREATIONAL BOATING CREATES JOBS IN AR-3

TOTAL BOATING JOBS **▶ 2,085**

Boat Building	151
Motor / Engine Mfgr.	50
Accessory / Supplies Mfgr.	24
Dealers / Wholesalers	98
Boat Services	1,762

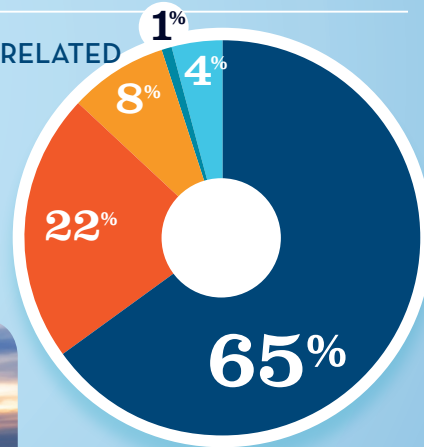


BOAT BUILDING DLRS/WHOLESALEERS
MOTOR/ENG. MFGR. BOAT SERVICES
ACC./SUPPLIES MFGR.

RECREATIONAL BOATING-RELATED BUSINESSES IN AR-3

TOTAL BUSINESSES **▶ 78**

Boat Building	3
Motor / Engine Mfgr.	1
Accessory / Supplies Mfgr.	6
Dealers / Wholesalers	17
Boat Services	51



BOAT BUILDING DLRS/WHOLESALEERS
MOTOR/ENG. MFGR. BOAT SERVICES
ACC./SUPPLIES MFGR.

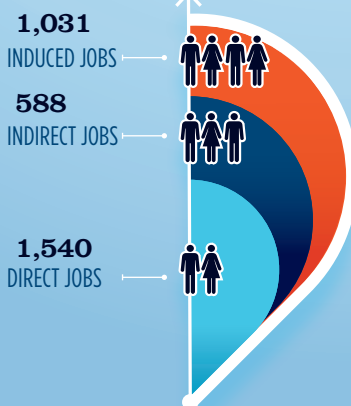


ESTIMATED JOBS IMPACT OF RECREATIONAL BOATING-RELATED SPENDING IN AR-3

EST. TOTAL JOBS **▶ 3,160**

EST. TOTAL LABOR INCOME **▶ \$131.1 MILLIONS**

Est. Direct Income	\$53.0
Est. Indirect Income	\$33.0
Est. Induced Income	\$45.1



RECREATIONAL BOATING INDUSTRY SALES IN AR-3

Boat Building	\$39.0 MILLION
Motor / Engine Mfgr.	\$29.4 MILLION
Accessory / Supplies Mfgr.	\$5.7 MILLION
TOTAL MFGR. SALES	▶ \$74.1 MILLION
Dealers / Wholesalers	\$49.9 MILLION
Boat Services	\$246.6 MILLION
TOTAL RETAIL & SERVICES SALES	▶ \$296.4 MILLION

BOAT BUILDING DLRS/WHOLESALEERS
MOTOR/ENG. MFGR. BOAT SERVICES
ACC./SUPPLIES MFGR.